



Mahatma Gandhi Vidyamandir's
Arts, Science and Commerce College, Harsul
Tal-Tryambakeshwar, Dist, Nashik, MS-422209
(Affiliated to Savitribai Phule Pune University)

ID No. PUN/NS/ASC/048/1993

Phone: 02558-227292

Mob No. 9011027608

Web: mgvharsulsr.kbhgroup.in

email- harsulcollege@gmail.com

Feedback Analysis

[Academic Year 2021-2022]

The feedback on curriculum was collected through online mode from all the stakeholders in the academic year 2020-21. Feedback forms are available on the college website and the stakeholders- Students, Alumni, Teacher & Employer- gave their online response using given web links.

Feedback Type : Online

Direct Link URL : Links for Stakeholders

F o r m	Name of the Stakeholder	Link for Google Form
A	Feedback on Curriculum by Students	https://docs.google.com/forms/d/e/1FAIpQLScHaWvLDczLFwb502FEDOy-e1yIFSvUxoj6RjAJg0G-uBam_w/viewform?usp=share_link
B	Feedback on Curriculum by Teacher	https://docs.google.com/forms/d/e/1FAIpQLScdRj1tESBic-UFBkPaV84ILpjm6Mb5LqZ39Wqcahzt3Xvbmw/viewform?usp=share_link
C	Feedback on Curriculum by Alumni	https://docs.google.com/forms/d/e/1FAIpQLScdRj1tESBic-UFBkPaV84ILpjm6Mb5LqZ39Wqcahzt3Xvbmw/viewform?usp=share_link

Feedback Analysis

Sr. No	Feedback Category	Response Recorded	Average Opinions in Percentage
1	Students Feedback	101	88.75%
2	Teachers Feedback	12	100%
3	Alumni Feedback	17	84.33%

Scale of Opinion of Stakeholders

Scale of Opinions of Stakeholders (Students, Teachers, Alumni, Employers)			
A	B	C	D
100-80	79-60	59-40	>40

Average Rating of Stakeholders Feedback Response found to 86.1

Scale of Opinion of all Stakeholders found to be at Rank A (100-80)

(A) Analysis Report of Students' Feedback on Curriculum

Feedback was collected from the students about the various aspects such as, curriculum, facilities available, quality of teaching by feedback committee under the guidance of IQAC. Total 101 students responded through online process. Following are the findings of the feedback collected and analysis of the same.

Que. No.	Suggestions by Stakeholders	Opinions of the Students in Percentage				Scale of Opinion	% of Opinion
		A	B	C	D		
1	Diversity & extent of courses covered	Very Good	Good	Average	Poor	Very Good & Good	97%
		49.5 %	47.5%	2%	1%		
2	Depth of the course content including project work, if any.	Very Good	Good	Average	Poor	Very Good & Good	89%
		34.3%	55.6%	10.1%	Nil		
3	Employment orientation in	Very Good	Good	Average	Poor	Very Good & Good	88.7
		36.7%	52%	11.2%	0.1		

	the curriculum						
4	Topics for competitive examinations included in the syllabus	Very Good	Good	Average	Poor	Very Good & Good	92.9%
		39.8	53.1%	5.1%	2%		
5	Applicability/relevance of textual reading material	Very Good	Good	Average	Poor	Very Good & Good	85.7%
		29.6%	56.1%	9.2%	5.1		
6	Clarity and relevance of textual reading material	Very Good	Good	Average	Poor	Very Good & Good	84.7%
		39.8%	44.9%	12.2%	3.1%		
7	Extent of participatory/experiential learning and student involvement.	Very Good	Good	Average	Poor	Very Good & Good	92.8
		36.7%	56.1%	5.1%	2%		
8	Scope for the use of ICT	Very Good	Good	Average	Poor	Very Good & Good	83.5%
		28.9%	54.6%	9.3%	7.2%		
9	Research orientation obtained during the programme	Very Good	Good	Average	Poor	Very Good & Good	87.5%
		27.1%	60.4%	10.4%	2.1%		
10	Overall	Very Good	Good	Average	Poor	Very Good	85.7%

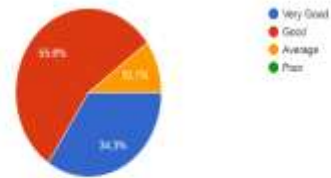
evaluation process.	39.8%	45.9%	9.2%	5.1%	& Good	
Average Rating = 88.75						

Graphical Representation of Students Feedback 2021-2022

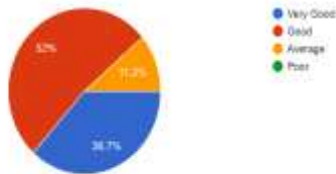
Diversity & extent of courses covered
99 responses



Depth of the course content including project work, if any.
99 responses



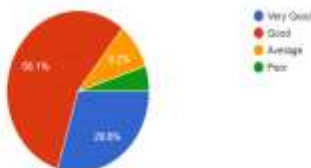
Employment orientation in the curriculum
96 responses



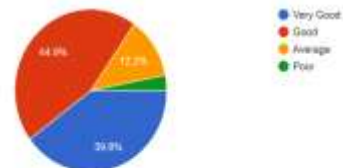
Topics for competitive examinations included in the syllabus
98 responses



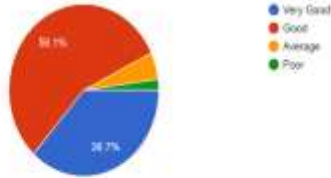
Applicability/relevance of textual reading material
98 responses



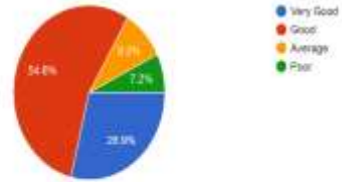
Clarity and relevance of textual reading material
98 responses



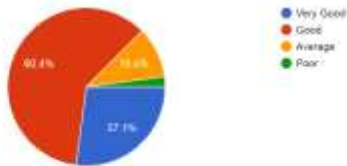
Extent of participatory/experiential learning and student involvement.
98 responses



Scope for the use of ICT
97 responses



Research orientation obtained during the programme
88 responses



Overall evaluation process.
88 responses



Dr. M.R, Deshmukh
(Chairperson, IQAC)
PRINCIPAL
M. G. Vidyamandir's
Arts, Science & Commerce College,
Harsul, Tal.Tryambaknagar, Dist.Nashik

(B) Analysis Report of Teacher's Feedback on Curriculum

Feedback was collected from the teachers about the various aspects such as, curriculum, facilities available, quality of teaching by feedback committee under the guidance of IQAC. Total 12 teachers responded through online process. Following are the findings of the feedback collected and analysis of the same:

Que. No.	Suggestions by Stakeholders	Opinions of the Students in Percentage				Scale of Opinion	% of Opinion
		A	B	C	D		
1	Programme offered in terms of diversity of courses covered	Very Good	Good	Average	Poor	Very Good & Good	100
		50	50	Nil	Nil		
2	Programme offered in terms of the load of courses in different terms/semesters	Very Good	Good	Average	Poor	Very Good & Good	100
		41.7	58.3	Nil	Nil		
3	Availability of the text and references books in the library/market	Very Good	Good	Average	Poor	Very Good & Good	100
		58.3	41.7	Nil	Nil		
4	Quality and relevance of the courses included in the curriculum	Very Good	Good	Average	Poor	Very Good & Good	100
		41.7	58.3	Nil	Nil		

5	Academic ambience of College for an effective delivery of courses	Very Good	Good	Average	Poor	Very Good & Good	100
		41.7	58.3	Nil	Nil		
6	Courses in terms of inclusion of latest knowledge/te chnology	Very Good	Good	Average	Poor	Very Good & Good	100
		41.7	58.3	Nil	Nil		
7	Outcomes that your students achieve from the courses	Very Good	Good	Average	Poor	Very Good & Good	100
		41.7	58.3	Nil	Nil		
8	Scope for the use of ICT for the delivery of courses	Very Good	Good	Average	Poor	Very Good & Good	100
		36.4	63.6	Nil	Nil		
9	Overall transformatio n of students after the completion of course	Very Good	Good	Average	Poor	Very Good & Good	100
		36.4	63.6	Nil	Nil		
10	Overall evaluation process of the programme	Very Good	Good	Average	Poor	Very Good & Good	100
		58.3	41.7	Nil	Nil		
Average Rating = 100%							

Graphical Representation of Teacher's Feedback on Curriculum 2021-2022

Programme offered in terms of diversity of courses covered
12 responses



Programme offered in terms of the load of courses in different terms/semesters
12 responses



Availability of the text and references books in the library/market
12 responses



Quality and relevance of the courses included in the curriculum
12 responses



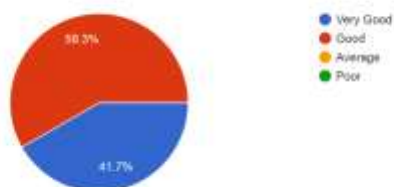
Academic ambience of College for an effective delivery of courses
12 responses



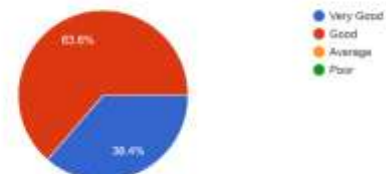
Courses in terms of inclusion of latest knowledge/technology
12 responses



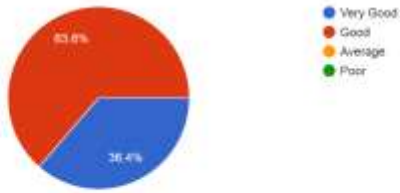
Outcomes that your students achieve from the courses
12 responses



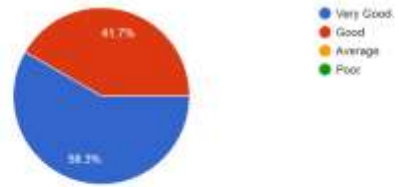
Scope for the use of ICT for the delivery of courses
11 responses



Overall transformation of students after the completion of course
11 responses



Overall evaluation process of the programme
12 responses



Dr. M.R, Deshmukh
(Chairperson, IQAC)
PRINCIPAL
M. G. Vidyamandir's
Arts, Science & Commerce College,
Harsul, Tal. Tryambakeshwar, Dist. Nashik

(C) Analysis Report of Alumni Feedback on Curriculum

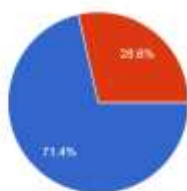
Feedback was collected from the alumni about the various aspects such as, curriculum, facilities available, quality of teaching by feedback committee under the guidance of IQAC. Total 17 alumni responded through online process. Following are the findings of the feedback collected and analysis of the same.

Que. No.	Suggestions by Stakeholders	Opinions of the Students in Percentage				Scale of Opinion	% of Opinion
		A	B	C	D		
1	Diversity and extent of courses covered	Very Good	Good	Average	Poor	Very Good & Good	100
		71.4	28.6	Nil	Nil		
2	Depth of the course content including project work, if any	Very Good	Good	Average	Poor	Very Good & Good	100
		78.4	28.6	Nil	Nil		
3	Employment orientation in the curriculum	Very Good	Good	Average	Poor	Very Good & Good	57.2
		42.9	14.3	42.9	Nil		
4	Topics for competitive examinations included in the syllabus	Very Good	Good	Average	Poor	Very Good & Good	85.7
		57.1	28.6	Nil	14.3		
5	Applicability/relevance to real life situations	Very Good	Good	Average	Poor	Very Good & Good	71.5
		42.9	28.6	28.6	Nil		
6	Clarity and relevance of textual reading	Very Good	Good	Average	Poor	Very Good & Good	85.8
		42.9	42.9	Nil	14.3		

	material						
7	Extent of participatory/ experiential learning and student involvement	Very Good	Good	Average	Poor	Very Good & Good	71.5
		42.9	28.6	28.6	Nil		
8	Scope for the use of ICT	Very Good	Good	Average	Poor	Very Good & Good	85.8
		42.9	42.9	14.3	Nil		
9	Research orientation obtained during the programme	Very Good	Good	Average	Poor	Very Good & Good	85.8
		42.9	42.9	Nil	14.3		
10	Overall evaluation process	Very Good	Good	Average	Poor	Very Good & Good	100
		28.6	71.4	Nil	Nil		
Average Rating = 84.33							

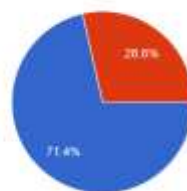
Graphical Representation of Alumni Feedback on Curriculum 2021-2022

Diversity and extent of courses covered
7 responses



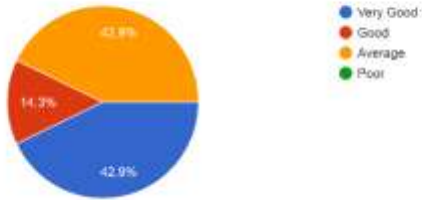
● Very Good
● Good
● Average
● Poor

Depth of the course content including project work, if any
7 responses

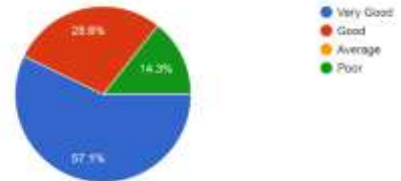


● Very Good
● Good
● Average
● Poor

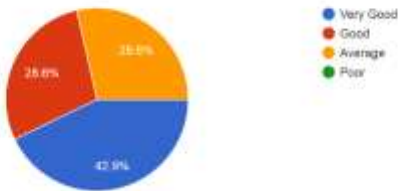
Employment orientation in the curriculum
7 responses



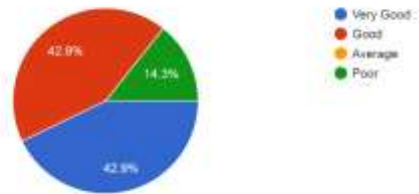
Topics for competitive examinations included in the syllabus
7 responses



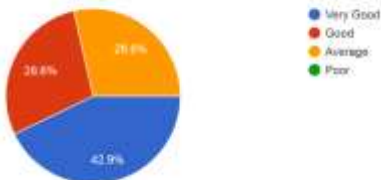
Applicability/relevance to real life situations
7 responses



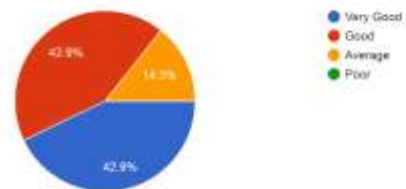
Clarity and relevance of textual reading material
7 responses



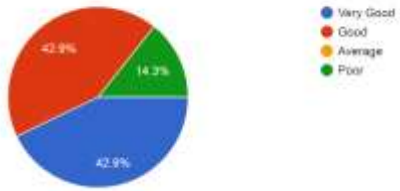
Extent of participatory/experiential learning and student involvement
7 responses



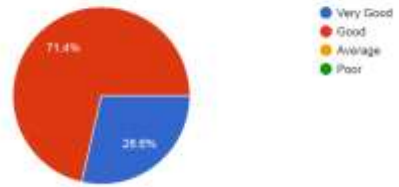
Scope for the use of ICT
7 responses



Research orientation obtained during the programme
7 responses



Overall evaluation process
7 responses



Dr. M.R, Deshmukh
(Chairperson, IQAC)
PRINCIPAL
M. G. Vidyamandir's
Arts, Science & Commerce College,
Harsul, Tal. Tryambakeshwar, Dist. Nashik